

## Ящерица раскраска с примером для 1 класса



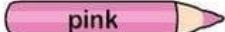
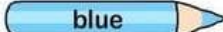
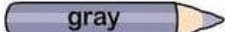

---

Add the given numbers and color the picture.

**Math Problems:**

- $10+6=$
- $3+1=$
- $12+4=$
- $1+7=$
- $13+6=$
- $6+2=$
- $5+5=$
- $4+4=$
- $13+3=$
- $14+5=$
- $7+7=$
- $2+1=3$
- $10+2=$
- $5+2=$
- $11+1=$
- $7+2=$
- $5+4=$
- $8+7=$
- $6+1=$
- $9+6=$
- $6+3=$
- $9+2=$
- $5+4=$
- $8+4=$
- $10+5=$
- $5+6=$
- $12+7=$
- $7+3=$
- $2+2=$
- $5+4=$
- $8+4=$
- $17+2=$
- $7+5=$
- $4+3=$
- $3+6=$
- $10+4=$
- $4+3=$
- $9+5=$
- $7+5=$
- $4+3=$
- $3+6=$
- $10+4=$
- $3+1=4$
- $6+4=$
- $2+3=$
- $11+8=$
- $3+2=$
- $6+6=$
- $4+1=$

**Color Key:**

 green 7, 12, 19	 yellow 9, 11, 15
 pink 2, 6	 blue 16, 8, 3
 gray 5	 brown 4, 10, 14

Больше раскрасок для ваших детей на сайте "В мире сказки" ([vmireskazki.ru](https://vmireskazki.ru))